


BONDING:




1. All metal within 5 feet of the inside wall of the pool shall be bonded to the pool with an 8 AWG solid copper wire.

2.

An 8 AWG solid bare copper wire shall be installed around the perimeter of the pool no less than 18 inches and no more than 24 inches from the wall of the pool. The wire shall be buried 4 to 6 inches deep. The wire shall be connected to the pool at 4 locations equally spaced. Bonding connectors shall be listed for direct burial.

3. The pool motor needs to be bonded to pool with an 8 AWG solid copper wire. If the ladder is metal, it must be bonded to the pool.



4.

The pool water is required to be intentionally bonded to the bonding ring by a means of a conductive surface area not less than 9 square-inches installed in contact with the pool water. There are products available on the market to help comply with this requirement.

ABOVE-GROUND POOLS



 **BARRY
ISETT &**
associates INC

GUIDELINES | GENERAL • ELECTRICAL • BONDING

NOTE: | *Please be aware the content in this brochure is not an all-inclusive list. Any violations noted out in the field must comply with code.*


GENERAL:

The pool wall shall be a minimum of 48 inches high—measured from the finished grade; OR you will be required to install a code-compliant barrier. Please contact your code official for more information.

1. _____
2. Maintain a clear zone of 36 inches around the pool wall to prevent climbing.
3. The ladder shall be capable of being secured, locked, or removed to prevent access when not in use.

ELECTRICAL:

1. The pool pump circuit is required to be on a dedicated 20-amp circuit; Type UF wire shall be prohibited as the circuit wiring for pool motors. Rigid PVC conduit shall be buried a minimum of 18 inches below finished grade.
2. The pool pump conductors shall be individual conductors installed in listed PVC or metal conduit. The conductors shall be 12 AWG copper wire, insulation type THHN/THWN.
3. The pool pump receptacle is required to be GFCI protected and installed with an in-use cover. The pump receptacle shall be at least 6 feet and not more than 10 feet away from the pool wall.



4.

A convenience receptacle is required to be 15- or 20-amp GFCI protected and installed with an in-use cover. The convenience receptacle shall be at least 6 feet and not more than 20 feet away from the pool wall. **The convenience receptacle may NOT be fed off the pool pump circuit.**

5.

At least one disconnecting means for all utilization equipment other than lighting, shall be readily accessible and within sight (50 feet max) of the served equipment. The disconnect shall be a minimum of 5 feet from the pool wall.

6.

Lighting fixtures shall not be placed over the pool or within 5 feet horizontally of the pool.



7.

All receptacles shall be mounted on a structural wall, post usually 4 feet by 4 feet pressure treated, or equal.

8.

All non-twist lock receptacles shall be listed weather-resistant type and tamper-resistant.

9.

The pool pump shall be controlled with a time clock.

Flexible cords for permanent pools may not exceed 3 feet in length.

10.

11.

Existing overhead wires shall be a minimum of 10 feet away from the pool wall.

